

SONGLE RELAY

	RELAY ISO9002	SLD
---	---------------	------------



1. MAIN FEATURES

- 30A/40A switching use relay at ambient temperature of 80°C.
- Compatible Fasten Terminal arrangement with this kind of power relay.
- Simple magnetic circuit to meet mass production for low cost offer.
- Operating ambient temperature range covers from -30°C to 80°C.

2. APPLICATIONS

- For direct connection with Cell Motors, Transmission, etc. and Anti-Locking Brake System.

3. ORDERING INFORMATION

SLD	XX VDC	S	L	C
Model of relay	Nominal coil voltage	Structure	Coil sensitivity	Contact form
SLD	05,06,09,12,18,24VDC	S:Sealed type	L:1.6W	A:1 form A
		F:Flux free type	D:Special	B:1 form B C:1 form C

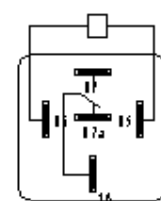
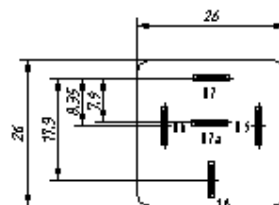
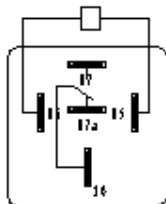
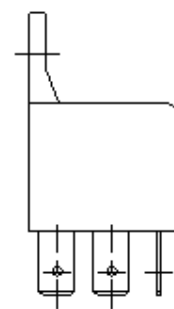
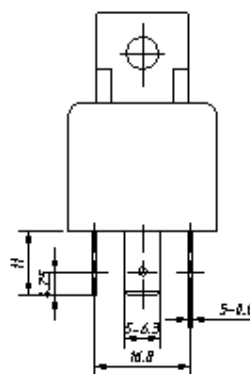
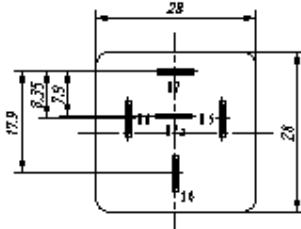
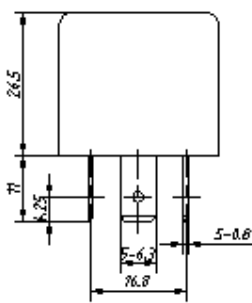
4. RATING

30A/14VDC 40A/14VDC

5. DIMENSION (unit:mm)

DRILLING (unit:mm)

WIRING DIAGRAM



6. COIL DATA CHART (AT20°C)

Coil Sensitivity	Coil Voltage Code	Nominal Voltage (VDC)	Nominal Current (mA)	Coil Resistance (Ω) $\pm 10\%$	Power Consumption (W)	Pull-In Voltage (VDC)	Drop-Out Voltage (VDC)	Max-Allowable Voltage (VDC)
SLD	05	5	312	16	abt. 1.6	70%Max.	10% Min.	150% but for short time carrying current
	06	6	260	23				
	09	9	180	50				
	12	12	133	90				
	24	24	67	360				

7. CONTACT RATING

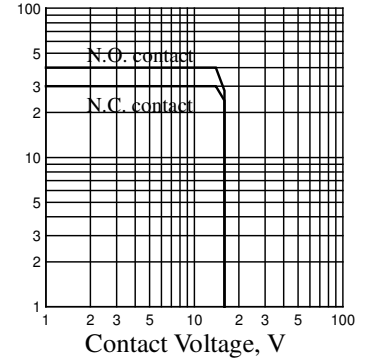
Item	Type	CONTACT FORM	
		FORM A	FORM C
			N/O
Contact Capacity Resistive Load $\cos\Phi=1$		N/C 30A 12VDC N/O 40A	
Max. Carrying Current	40A	40A	30A
Max. Make Current	60A	60A	40A
Max. Break Current	40A	40A	30A
Nominal Switching Capacity		N/C : 30A 14VDC N/O : 40A 14VDC	
Max. Allowable Power Force		N/C420W N/O560W	
Max. Allowable Voltage		130%	
Contact Material		AgSnO2	

8. PERFORMANCE (at initial value)

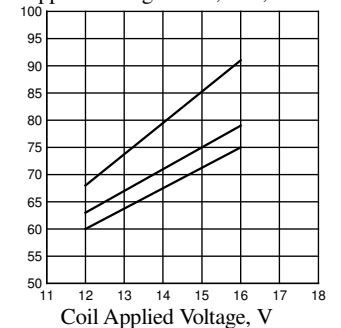
Item	Type	SLD
Contact Resistance		100m Ω Max.
Operation Time		15msec Max.
Release Time		15msec Max.
Dielectric Strength	Between coil & contact Between contacts	1000VAC 50/60Hz (1 minute) 750VAC 50/60Hz (1 minute)
Insulation Resistance		100 M Ω Min. (500VDC)
Max. ON/OFF Switching	Mechanically Electrically	300 operation/min 30 operation/min
Operating Ambient Temperature		-40°C to +125°C
Operating Humidity		45 to 80% RH
Coil Temperature Rise		60 deg. Max. (at rated coil voltage)
Vibration	Endurance Error Operation	10 to 55Hz Double Amplitude 1.5mm 10 to 55Hz Double Amplitude 1.5mm
Shock	Endurance Error Operation	100G Min. 10G Min.
Life Expectancy	Mechanically Electrically	10 ⁷ ops. 10 ⁵ ops.
Weight		abt. 40grs.

9. REFERENCE DATA

1. Maximum value for switching capacity No. of operations : 10⁵



2-(1) Coil temperature rise (resistive)
Ambient temperature: 20°C, 85°C,
125°C: 68°F, 185°F, 257°F
Contact carrying current : 40A
Coil applied voltage : 12V, 14V, 16V DC



2-(1). Coil temperature rise (resistive)
Ambient temperature : 20°C, 68°C
Contact carrying current :
20A, 30A, 35A, 40A
Coil applied voltage : 12V, 14V, 16V
DC

